

LA MESA POLICE DEPARTMENT

Quarterly Report

4th Quarter 2022



Ray Sweeney, Chief of Police

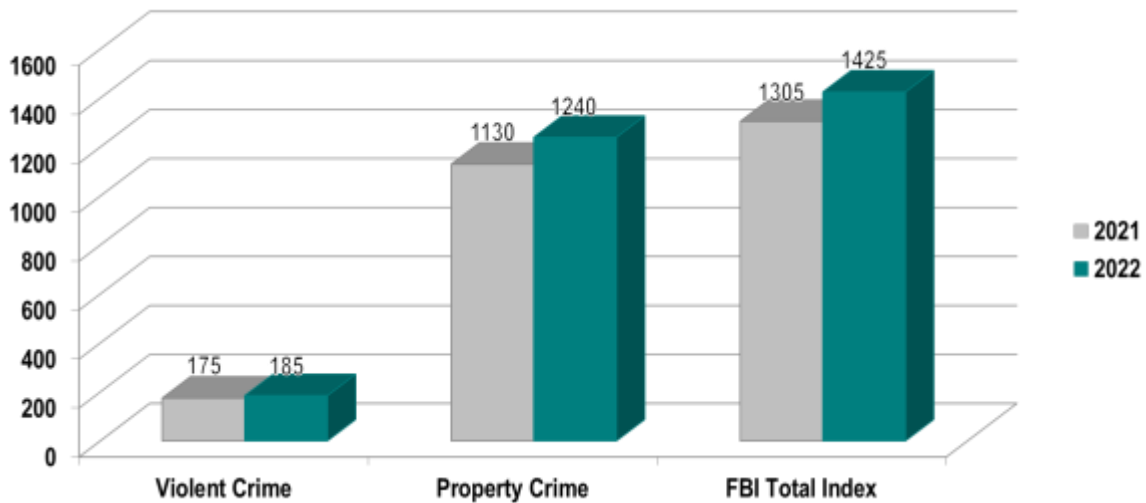


Prepared by Crime Analysis

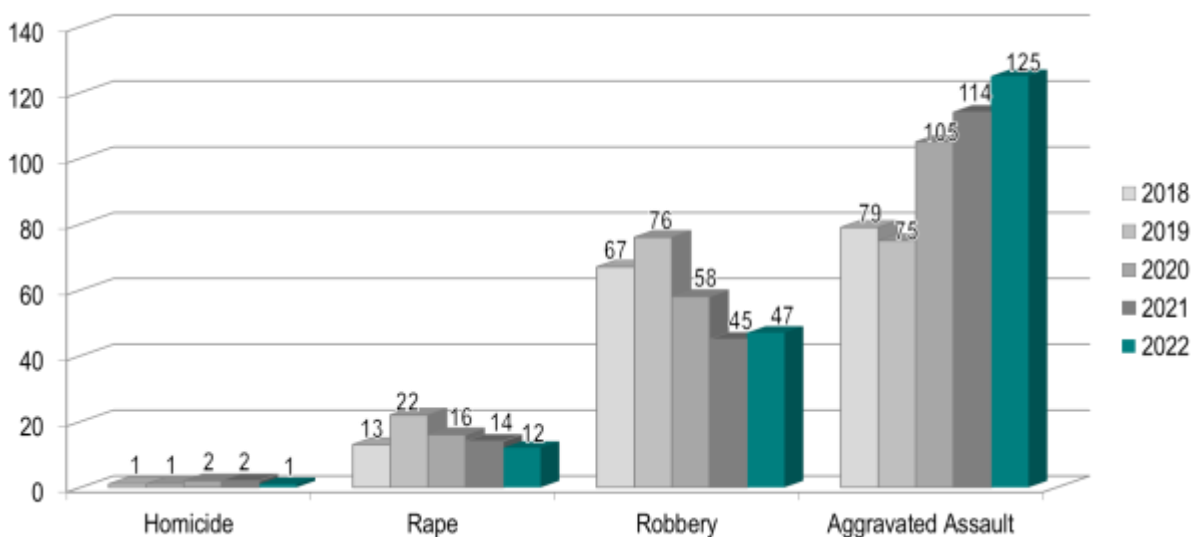
Crime Trends and Statistics

The 4th quarter of 2022 concluded with 23.8 crimes per thousand residents compared to 21.7 crimes per thousand in the 4th quarter of 2021, which represents a 9.2% increase in the number of crimes. During this period violent crime increased 5.7% and property crime increased 9.7%.

FBI Part 1 Crimes 4th Quarter Year to Date



Historical Violent Crime Comparison, 4th Quarter Year to Date



While incidents of homicide, rape, and robbery remained relatively the same compared to last year, incidents of aggravated assault increased. This is due in part to an increase in domestic violence incidents.

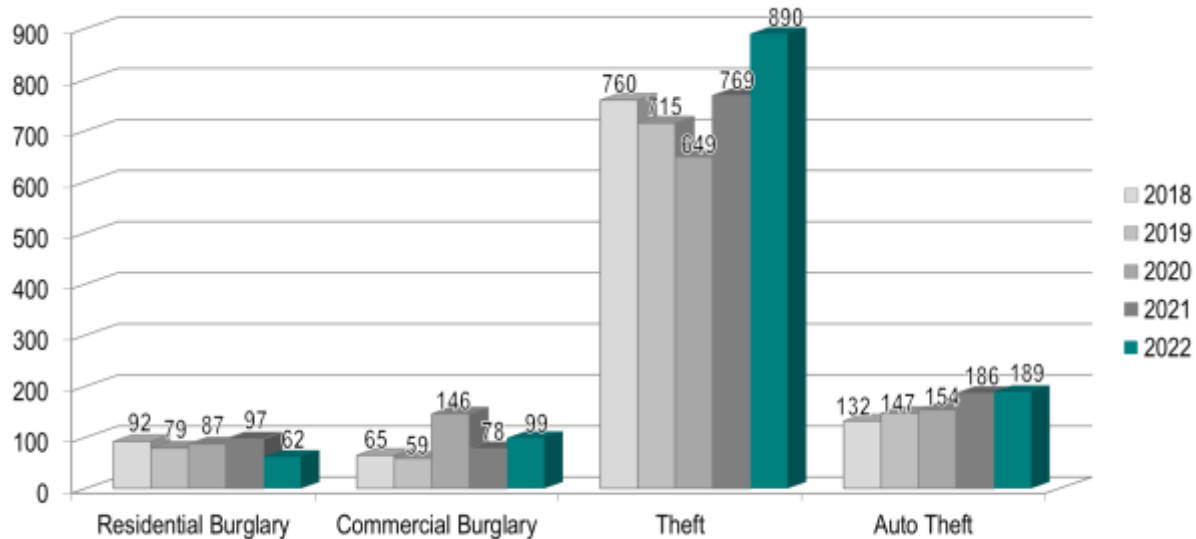
Case Clearances

On 10/27/22, at approximately 3:43 PM, an unknown suspect entered the Walmart at Grossmont Center Mall and was seen concealing display items inside of his backpack. As the suspect was attempting to exit the store, he was stopped by Walmart Loss Prevention. The suspect brandished a knife and threatened the employees attempting to retrieve the stolen property. The suspect fled the scene on a bicycle and rode to the nearby Chuze Fitness where he stole an electric scooter. La Mesa Police patrol officers arrived apprehended the suspect. The suspect was arrested for robbery and grand theft, as well as two outstanding felony warrants and possession of a controlled substance. The suspect was transported to San Diego Central Jail and the stolen property was recovered and returned.

On 12/6/22, at approximately 9:00 AM, an unknown suspect entered the Walmart at Grossmont Center mall and selected a backpack. The suspect was seen by Loss Prevention placing merchandise inside of the backpack. Upon exiting the store with the stolen merchandise, the suspect was contacted by loss prevention and the store manager. Once contacted, the suspect told both individuals he would shoot them and placed his hand inside of his pocket. The suspect fled the store shortly after. La Mesa Police patrol officers arrived, and located and detained the suspect without incident. The suspect was placed under arrest for robbery and making criminal threats and booked at San Diego Central Jail.

On 12/21/22, at approximately 8:25 AM, an unknown suspect approached the driver's side door of a driver occupied work truck idling in the 5200 block of Baltimore Drive. The suspect began to hit the victim through the open driver side window with her purse, and attempted to open the door and remove the victim from the cab of the truck. A witness observed the assault and call the La Mesa Police Department. Patrol officers arrived on scene and arrested the suspect for attempted carjacking and battery. The suspect was booked at Las Colinas Detention Facility.

Historical Property Crime Comparison, 4th Quarter Year to Date



Compared to the previous year, residential burglary decreased 36.1%, commercial burglary increased 26.9%, theft increased 15.7% and auto theft increased 1.6%. Theft increased during 2022, in part, due to increases in the theft of motor vehicle parts and accessories such as catalytic converters and license plates, as well as an increase in reported shoplifting cases.

Case Clearances

On 10/25/22, at approximately 11:08 PM, a homeowner in the 9300 block of Loren Drive observed an unknown suspect in their backyard. The homeowner then observed the suspect open a mesh sliding screen door and attempt to open the adjacent sliding glass door. The homeowner confronted the suspect, who claimed to be a police officer who lived at the residence. La Mesa Police patrol officers responded and arrested the suspect for attempted residential burglary and prowling and was booked into San Diego Central Jail.

During the month of November there was a significant increase in motor vehicle thefts of Ford F series trucks and Econoline vans in the City of La Mesa. Over the course of a couple of days, La Mesa Police patrol officers developed leads, arrested a single suspect for two of the auto thefts, and recovered a stolen catalytic converter. The suspect was arrested on 11/29/22 and was booked into San Diego Central Jail for the La Mesa cases as well as for two outstanding auto theft related warrants out of northern California. The suspect remains in custody awaiting extradition. Since his arrest, zero Econoline Vans and one Ford F series truck has been reported stolen in the City.

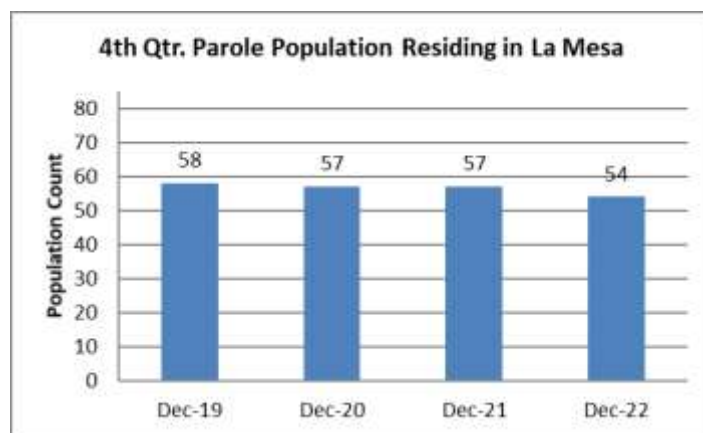
On 12/15/22, at approximately 8:10 AM, a La Mesa Police parking service officer observed an unknown suspect kick open the street level glass door to two businesses located at 8241 La Mesa Boulevard. La Mesa Police patrol officers responded and detained the suspect who had made entry into both La Mesa Feldenkrais' Studio and the Jeri Kish

School of Ballet. The suspect was arrested for burglary and vandalism and booked into San Diego Central Jail.

Supervised Persons in the City

Parolees and Probationers

Below is a graph representing the number of individuals on Parole that have resided in La Mesa over the last four years. Please note that the below graph does not include Post-Release Offenders (AB109).



Registered Sex Offenders

There are currently ninety-nine (99) active sex registrants in the city. Three are out of compliance. Throughout the year, patrol officers conduct compliance checks on the registrants living in La Mesa.

Traffic Unit

Traffic Collisions

	2022				
	1st Qtr	2nd Qtr	3rd Qtr	4th Qtr	YTD
Total Traffic Collisions	78	51	60	72	261
Collisions Involving Injury	45	35	40	40	160
Total Vehicle Occupants Reporting Injury	55	50	54	55	214
Occupants Reporting Serious Injury	3	4	2	5	14
Fatality	1	0	1	1	3

Top Three Collision Locations

1. Baltimore Drive and Fletcher Parkway
2. 70th and University Avenue
3. El Cajon Boulevard and Baltimore Drive

Traffic Enforcement Operations 4th Quarter

Date	Enforcement Operations	Focus	Location	Total Officers
10/1/2022	Know Your Limits	DUI Education Campaign	Citywide	2
11/4/2022	Traffic Enforcement	Speed Enforcement	Citywide	2
12/9/2022	DUI Saturation Patrol	Enforcement for DUI drivers	Citywide	2
12/23/2022	DUI Checkpoint	Education and DUI Enforcement	Beat 2	8
12/30/2022	DUI Saturation Patrol	Enforcement for DUI drivers	Citywide	2
12/31/2022	DUI Saturation Patrol	Enforcement for DUI drivers	Citywide	2

Community Engagement and Information Sharing

Social Media

Social Media Platform	Followers
Nextdoor	21,848 La Mesa Residents
Facebook	6,901
Twitter	5,222
Instagram	3,433

During the 4th quarter, the Social Media Team shared information with the public related to driving under the influence of marijuana, the dangers of marijuana and other substance use on the adolescent brain, scam trends and vehicle burglary prevention.

Events and Presentations

Crime Prevention and Outreach Services	
Neighborhood Watch Meetings	3
Community Presentations	6
Residential Security Inspections	0
Commercial Security Inspection	5



14th Annual La Mesa Chamber of Commerce Salute to Local Heroes. Pictured (l-r) Captain Runge, Detective Bourque, RSVP Boatwright, Chief Sweeney.

On October 5th, the La Mesa Chamber of Commerce honored men and women from police, fire, and EMS that serve our community

at

at the 14th Annual Salute to Local Heroes event. Detective Justin Bourque and Retired Senior Volunteer Mike Boatright were recognized as two of this year's honorees.

Also, on October 5th, La Mesa Police Department hosted the 4th quarter Coffee with a Cop, on National Coffee with a Cop Day.

Between October 12th and November 16th, the Department hosted the 2022 Citizen's Academy. La Mesa Police Department's Citizens' Academy is a free six-week program, where attendees participate in discussions about patrol procedures, traffic investigations, community policing and many other topics. The Department hosted 15 attendees at this year's academy.

On November 3rd, La Mesa Police Department hosted a Neighborhood Watch Captain's meeting. Attendees met with Department staff to discuss any neighborhood issues, ask questions related to police operations, and connect with fellow La Mesa Captains. La Mesa's Neighborhood Watch program empowers residents to look out for their neighbors by facilitating open communication with each other and La Mesa Police through a "see something, say something" format.

On December 3rd, La Mesa Police and San Diego Sheriff's Departments hosted a Guns for Gift Cards event at the La Mesa Civic Center parking lot. Community members were able to turn in their unwanted firearms and received gift cards. The program is anonymous and aims to reduce the number of firearms on the streets. A total of 160 unwanted firearms were relinquished at this event.

Every year on the first Saturday in December, La Mesa Police Department volunteers with law enforcement agencies countywide to take local underprivileged kids on a holiday shopping trip for free. Nominated by their schools, the kids are taken to Sea World for breakfast and then to Target where they are given a \$200 gift certificate to shop for the holidays. The 28th annual Shop with a Cop event was held December 3rd and sponsored 300 kids from across the County. The region's law enforcement agencies raise money for the event by holding sporting events, barbeques, and raffles throughout the year.



Sergeant Gaytan with one participant and Santa.

School Resource Officers

The SRO has maintained strong working relationships with all of the school Principals, with Helix' Executive Director, Helix' newly hired Manager of School Safety, with the La Mesa Spring Valley School District Director of Public Safety, and with the Grossmont Union High School District Director of Public Safety.

At Helix Charter High School, the SRO:

- Worked in conjunction with the Manager of School Safety in regards to enhanced crime prevention on the campus
- Completed threat assessments and conducted student “home visits”

In service to the middle and elementary schools, the SRO:

- Aided Northmont Elementary in their process of creating their own safety patrol
- Provided traffic extra patrols to the elementary and middle schools during drop off and pick up times

Staffing and Training

New Officers

The following officers completed phase training during the fourth quarter: Cade Calvert and Alma Villarreal

Police Academy Graduates

Police Officer Recruit Colton Calvert Graduated from the 131st Academy on November 18th, 2022.

Hiring Updates

No new officers were hired during this quarter.

Vacancies

Position	Authorized	Filled	Vacancies
Sworn Officers	70	65	5
Dispatchers	12	11	1

The Department currently has five vacancies for police officer and one vacancy for police dispatcher. Applications are being accepted for the following positions: Police Officer Lateral/Academy Graduate, Police Officer Trainee, and Police Dispatcher. Please visit the City of La Mesa’s website for more information or to apply.

Promotions

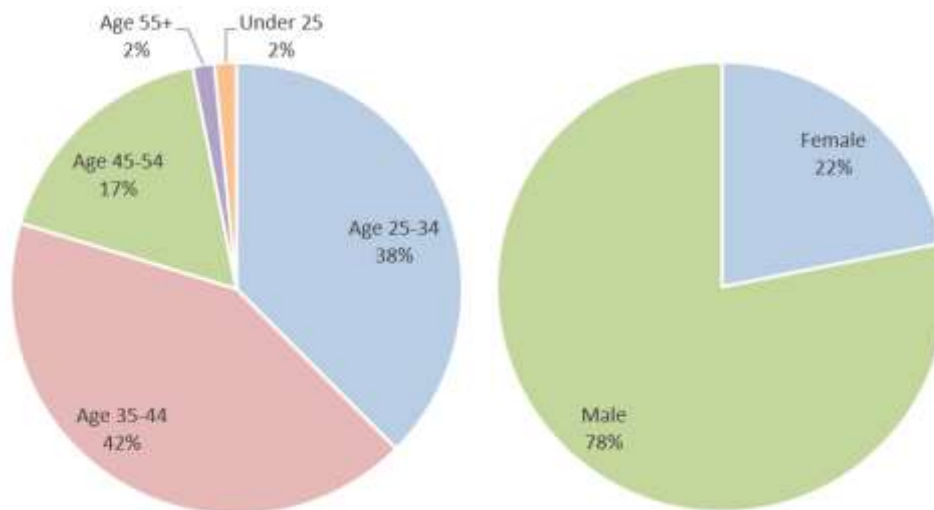
Three officers were promoted to the position of Sergeant: Eric Knudson, Julie Jensen, and Marcus Patrick.

Officer Training

In November, all sworn personnel completed Perishable Skills training in the area of use of force and arrest procedures. During this quarter sworn personnel also completed training on best practices for first responders communicating with people with autism spectrum disorder.

Department Demographics

Race/Ethnicity	Total Officers	Percent of Officers
Asian	1	1.5%
Black or African American	4	6.2%
Hispanic or Latino	12	18.5%
Two or more races/ethnicities	2	3.1%
White	46	70.8%
Grand Total	65	100.0%



Department Wellness

The Department remains committed to the wellness of our staff and we offer a variety of resources to our police officers and professional staff. Our Peer Support Team responded to several call-outs during the past quarter to support staff who were impacted by critical incidents. Our Facility Dog, Declan, has also been called upon to provide his unconditional love and support to those team members impacted by trauma, stress, and the often-challenging realities of first responder work. The La Mesa Police Department contracts with a local mental health clinician who is culturally competent in assisting first responders with processing life and work trauma. This clinician is an invaluable asset and helps us protect our people so they can continue to protect you.

AB 481 – Military Equipment Use

In compliance with AB 481, the La Mesa Police Department has published an annual report regarding the use of any applicable military equipment during the 2022 calendar year. The full report can be found on the City's website or by following the link below. In summary, the Department used military equipment 6 times during training exercises and 8 times during incidents in the field. The Department received zero (0) complaints regarding the use of military equipment during 2022.

<https://www.cityoflamesa.us/DocumentCenter/View/20369/Annual-AB-481-Report-2022>

Racial and Identity Profiling Act (RIPA) Reporting

The Racial and Identity Profiling Act of 2015 prohibits racial and identity profiling by law enforcement, and requires all agencies to annually report vehicle and pedestrian stop information, as well as citizen complaints of profiling, to the California Attorney General's office. The La Mesa Police Department began collecting stop information in 2022 in compliance with the legislation. Data for 2022 will be reported to the Department of Justice at the end of the 1st Quarter in 2023.

La Mesa Police Department

Quarterly Crime Statistics - 4th Quarter 2022

Violent Crime

	2021				2022				2022	2021	YTD
	1st Qtr	2nd Qtr	3rd Qtr	4th Qtr	1st Qtr	2nd Qtr	3rd Qtr	4th Qtr	YTD	YTD	% Change
Homicide	0	1	1	0	0	0	1	0	1	2	-50.0%
Cleared	0	0	1	0	0	0	0	1	1	1	0.0%
Rape	4	2	5	3	2	5	2	3	12	14	-14.3%
Cleared	1	0	1	0	1	0	0	0	1	2	-50.0%
Robbery	10	9	14	12	8	11	20	8	47	45	4.4%
Cleared	2	6	4	5	5	3	13	4	25	17	47.1%
Aggravated Assault	44	20	24	26	23	27	33	42	125	114	9.6%
Cleared	19	9	8	13	9	8	16	20	53	49	8.2%

Property Crime

	2021				2022				2022	2021	YTD
	1st Qtr	2nd Qtr	3rd Qtr	4th Qtr	1st Qtr	2nd Qtr	3rd Qtr	4th Qtr	YTD	YTD	% Change
Residential	26	29	21	21	11	23	15	13	62	97	-36.1%
Commercial	17	19	20	22	18	26	31	24	99	78	26.9%
Burglary Total	43	48	41	43	29	49	46	37	161	175	-8.0%
Cleared	4	6	4	4	3	4	8	3	18	18	0.0%
Car Prowl (Included in Theft)	66	41	47	57	61	43	46	58	208	211	-1.4%
Theft > \$400	100	97	116	94	116	95	114	116	441	407	8.4%
Theft \$400 or less	103	83	100	76	120	116	96	117	449	362	24.0%
Theft Total	203	180	216	170	236	211	210	233	890	769	15.7%
Cleared	13	20	19	9	16	17	16	22	71	61	16.4%
Auto Theft	35	52	46	53	56	38	43	52	189	186	1.6%
Cleared	1	1	6	3	2	1	0	5	8	11	-27.3%

Totals

	2021				2022				2022	2021	YTD
	1st Qtr	2nd Qtr	3rd Qtr	4th Qtr	1st Qtr	2nd Qtr	3rd Qtr	4th Qtr	YTD	YTD	% Change
Total Violent	58	32	44	41	33	43	56	53	185	175	5.7%
Cleared*	37.9%	46.9%	31.8%	43.9%	45.5%	25.6%	51.8%	47.2%	43.2%	39.4%	9.7%
Total Property	281	280	303	266	321	298	299	322	1240	1130	9.7%
Cleared*	6.4%	9.6%	9.6%	6.0%	6.5%	7.4%	8.0%	9.3%	7.8%	8.0%	-1.8%
FBI Index	339	312	347	307	354	341	355	375	1425	1305	9.2%
Cleared*	11.8%	13.5%	12.4%	11.1%	10.2%	9.7%	14.9%	14.7%	12.4%	12.2%	1.9%

Violent Rate per 1000 Pop.

3.1/K 2.9/K

Property Rate per 1000 Pop.

20.7/K 18.8/K

Index Rate per 1000 Pop.

23.8/K 21.7/K

La Mesa Police Department

Robbery and Theft - 4th Quarter 2022

Robbery

	2021				2022				2022 YTD	2021 YTD	YTD % Change
	1st Qtr	2nd Qtr	3rd Qtr	4th Qtr	1st Qtr	2nd Qtr	3rd Qtr	4th Qtr			
Street/Highway	6	5	2	4	1	2	6	2	11	17	-35.3%
Commercial	2	4	7	3	3	4	10	3	20	16	25.0%
Gas or Service Station	0	0	0	1	0	1	0	0	1	1	0.0%
Chain Store	2	0	3	4	0	1	2	1	4	9	-55.6%
Residential	0	0	2	0	0	0	0	1	1	2	-50.0%
Bank	0	0	0	0	4	0	0	0	4	0	N/C
Miscellaneous	0	0	0	0	0	3	2	1	6	0	N/C
Robbery Total	10	9	14	12	8	11	20	8	47	45	4.4%
Cleared	2	6	4	5	5	3	13	4	25	17	47.1%
YTD Clearance Rate	53%										

Theft

	2021				2022				2022 YTD	2021 YTD	YTD % Change
	1st Qtr	2nd Qtr	3rd Qtr	4th Qtr	1st Qtr	2nd Qtr	3rd Qtr	4th Qtr			
Pocket-Picking	0	0	0	0	0	0	0	0	0	0	N/C
Purse Snatching	2	1	0	1	2	1	1	1	5	4	25.0%
Shoplifting	29	32	52	17	33	36	35	40	144	130	10.8%
From Motor Vehicles	108	68	76	76	98	86	76	76	336	328	2.4%
Motor Vehicle Parts & Acc.	21	34	46	23	46	34	54	53	187	124	50.8%
Bicycles	6	7	4	6	5	10	7	10	32	23	39.1%
From Buildings	20	26	25	30	30	27	20	34	111	101	9.9%
From Coin Operated Mach.	0	0	0	0	0	0	0	0	0	0	N/C
All Others	17	12	13	17	22	17	17	19	75	59	27.1%
Theft Total	203	180	216	170	236	211	210	233	890	769	15.7%
Cleared	13	20	19	10	16	17	16	22	71	62	14.5%
YTD Clearance Rate	8%										

La Mesa Police Department

Patrol Statistics - 4th Quarter 2022

	2021				2022				2022	2021	YTD
	1st Qtr	2nd Qtr	3rd Qtr	4th Qtr	1st Qtr	2nd Qtr	3rd Qtr	4th Qtr	YTD	YTD	% Change
Primary Officer Initiated	5336	5756	6124	5631	5428	4770	4658	4562	19418	22847	-15.0%
	1678	1506	1630	1493	1627	1164	1128	1557	5476	6307	-13.2%
Reports Taken	1054	1035	1106	874	1252	1193	1296	1426	5167	4069	27.0%
Arrests Made	241	224	245	235	256	269	283	309	1117	945	18.2%
5150 Detentions	130	132	134	112	96	99	82	69	346	508	-31.9%
Citations	347	248	346	392	390	214	157	194	955	1333	-28.4%
Parking/ Muni Code Citations	149	156	112	108	103	75	77	71	326	525	-37.9%
Field Interviews	110	106	99	94	147	137	128	251	663	409	62.1%

La Mesa Police Department

Additional Detailed Statistics - 4th Quarter 2022

Robbery Clearances

Robbery Location Type	Year to Date Totals		
	2022	Solved	% Solved
Street/Highway	11	4	36.4%
Commercial	20	13	65.0%
Gas or Service Station	1	0	0.0%
Chain Store	4	3	75.0%
Residential	1	1	100.0%
Bank	4	3	75.0%
Miscellaneous	6	1	16.7%
Total	47	25	53.2%

Incidents of Special Study and County Interest

	2021				2022				2022	2021	YTD
	1st Qtr	2nd Qtr	3rd Qtr	4th Qtr	1st Qtr	2nd Qtr	3rd Qtr	4th Qtr	YTD	YTD	% Change
Ghost Gun(s) Recovered Incident	0	0	3	0	1	0	0	1	2	3	-33.3%
Fentanyl Related Incident	3	5	6	2	6	7	5	8	26	16	62.5%
Naloxone Used Incident	2	6	3	3	6	2	2	2	8	14	0.0%
Reported Hate Crimes	3	2	1	0	0	0	0	0	0	6	-100.0%

A single incident may be reflected in each applicable category, dependent on incident circumstances.

Details of Hate Crimes Reported to Law Enforcement

Crimes by Bias Motivation	2021				2022				2022	2021	YTD
	1st Qtr	2nd Qtr	3rd Qtr	4th Qtr	1st Qtr	2nd Qtr	3rd Qtr	4th Qtr	YTD	YTD	% Change
Anti-Asian	0	1	0	0	0	0	0	0	0	1	-100.0%
Anti-Black or African American	2	1	1	0	0	0	0	0	0	4	-100.0%
Anti-Lesbian	1	0	0	0	0	0	0	0	0	1	-100.0%
Crimes by Offensive Act											
Damage to Vehicle	1	2	0	0	0	0	0	0	0	3	-100.0%
Threatening Letters/Flyers/Emails	1	0	0	0	0	0	0	0	0	1	-100.0%
Verbal Slurs	0	0	1	0	0	0	0	0	0	1	-100.0%
Other	1	0	0	0	0	0	0	0	0	1	-100.0%

Each reported hate crime is listed twice, once under the relevant bias motivation and again under the category of offensive act.

Data are only available for incidents reported to the La Mesa Police Department.

La Mesa Police Department

Communications - 4th Quarter 2022

	2021				2022				2022	2021	YTD
	1st Qtr	2nd Qtr	3rd Qtr	4th Qtr	1st Qtr	2nd Qtr	3rd Qtr	4th Qtr	YTD	YTD	% Change
9-1-1	6765	7540	7714	7610	7106	7024	7459	7164	28753	29629	-3.0%
9-1-1 Answer Time ¹	99%	100%	100%	100%	100%	99%	100%	100%	100%	100%	N/A
Total Calls For Service²	13637	14539	15404	14454	13828	13840	14439	14163	56270	58034	-3.0%
Source:											
9-1-1	6070	6696	6882	6842	6250	6234	6665	6342	25491	26490	-3.8%
Text 9-1-1 ⁴	33	7	8	6	5	10	10	12	37	54	-31.5%
Non-Emergency	5571	6053	6614	5912	5342	5656	5870	5458	22326	24150	-7.6%
Officer Initiated	1860	1663	1780	1604	2060	1709	1583	2112	7464	6907	8.1%
Walk Ins ³	134	120	120	91	171	231	311	239	952	465	104.7%
HOME ⁵	187	355	134	81	617	657	549	417	2240	757	195.9%

¹ 9-1-1 Answer Time indicates the average percentage of 9-1-1 calls answered by the State Ringtime Standard. The State Ringtime Standard is 95% answered within 15 seconds.

² Calls for Service include all calls that generate agency response and officer initiated contact including, assisting citizens, traffic stops, pedestrian stops, front counter contacts, extra patrol, etc.

³ Due to the COVID-19 Pandemic, the lobby of the police station was closed in March of 2020. The lobby was reopened with limited access in October of 2020.

⁴ Capacity to accept texts via 9-1-1 began January 2021.

⁵ The Homeless Outreach and Mobile Engagement (HOME) is an initiative of the City of La Mesa, in collaboration with the La Mesa Police Department. The HOME program was officially relaunched on November 1, 2021 when City outreach workers became the sole service providers. As part of the relaunch, LMPD Dispatchers now route the HOME team as primary responders to non-emergency calls for service that do not require a police presence.