

LA MESA POLICE DEPARTMENT

Quarterly Report

3rd Quarter 2022



Ray Sweeney, Chief of Police

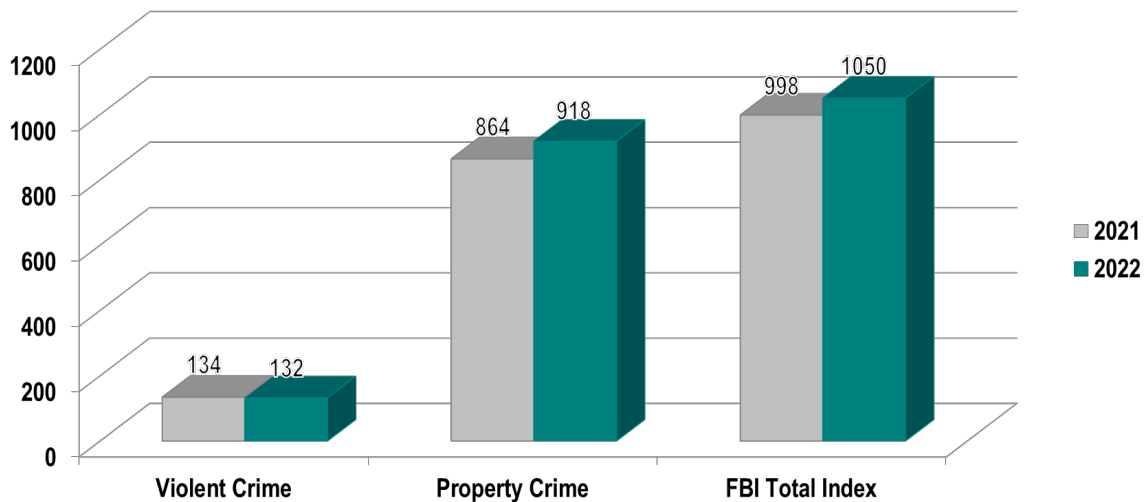


Prepared by Crime Analysis

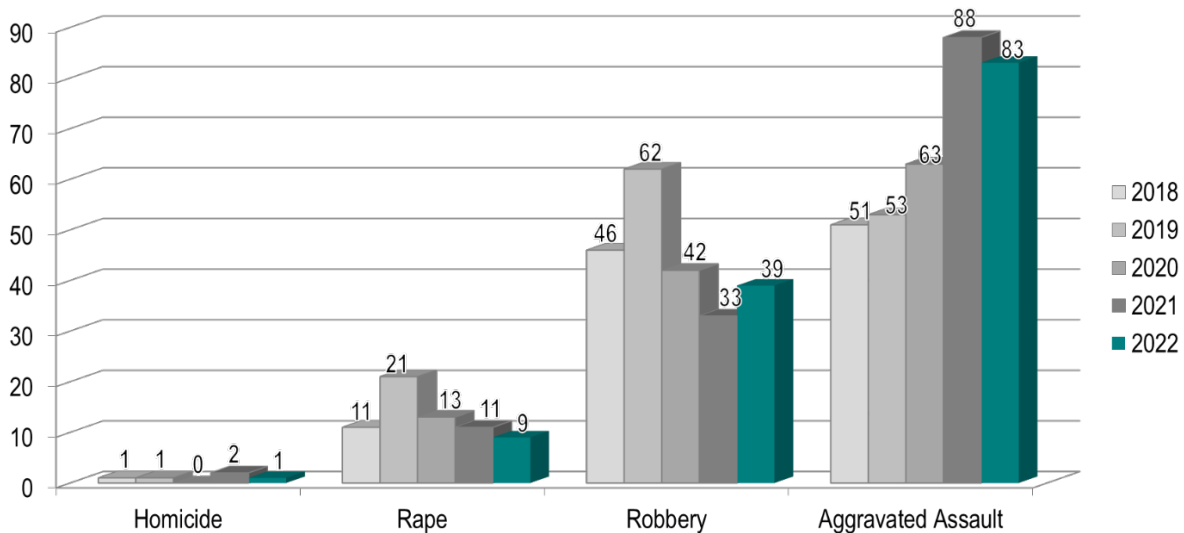
Crime Trends and Statistics

The 3rd quarter of 2022 concluded with 23.3 crimes per thousand residents compared to 22.2 crimes per thousand in the 3rd quarter of 2021, which represents a 5.2% increase in the number of crimes. During this period violent crime decreased 1.5% and property crime increased 6.3%.

FBI Part 1 Crimes 3rd Quarter Year to Date



Historical Violent Crime Comparison, 3rd Quarter Year to Date



While incidents of homicide, rape and aggravated assault decreased compared to last year, incidents of robbery increased. This is due in part to an increase in shoplifting cases where suspects fought with employees, resulting in a robbery.

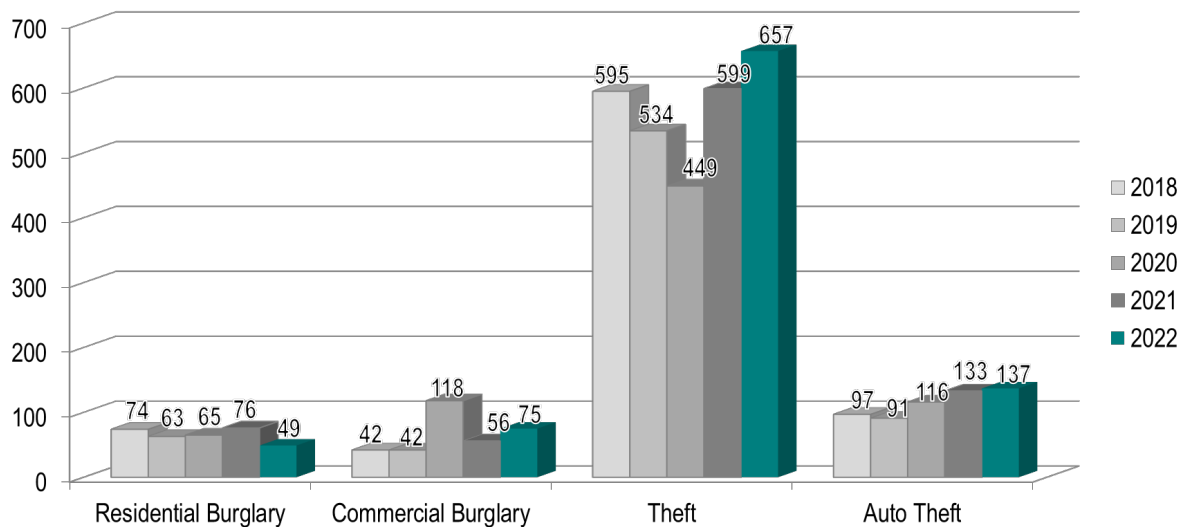
Case Clearances

Between 07/16/22 and 07/21/22, the same unknown suspect robbed two gas stations and two convenience stores in La Mesa and El Cajon. The suspect would simulate holding a weapon in the front pocket of his sweatshirt and demand cash from the clerk. Detectives from the respective police departments were able to link the cases together through “Be on the Lookout” flyers shared countywide. Using investigative leads, the suspect was identified, arrested for the robberies, and sentenced to 8 years in prison.

On 07/19/22 at approximately 4:30 PM, a male suspect walked behind the counter at the Denny’s located at 4235 Spring Street, simulated holding a weapon in his sweatshirt pocket and demanded a server open the cash register. The suspect fled on foot with the cash drawer. La Mesa patrol officers responded to the restaurant and began a search for the suspect. With detailed descriptions of the suspect from the victim and witnesses, as well as assistance from the Metropolitan Transit System (MTS) security, patrol officers were able to locate the suspect in the 3900 block of Quarry Road. The suspect was arrested and booked into jail for robbery.

On 07/24/22 at approximately 11:00 PM, the victim was robbed and carjacked by gunpoint in the parking lot of the Vons located at 8011 University Avenue. Patrol officers responded and canvased the area. Officers contacted MTS security and obtained surveillance video of subject matching the description of the subjects at the La Mesa Boulevard trolley stop. A bulletin with the suspects photos was distributed countywide. A possible lead was developed and the victim’s vehicle was located near the identified suspect’s home. The Regional Auto Theft Task Force conducted a warrant search on the suspect’s home and found additional evidence linking the suspect to the carjacking. He was arrested and booked for carjacking and robbery.

Historical Property Crime Comparison, 3rd Quarter Year to Date



Compared to the previous year, during the 3rd quarter, residential burglary decreased 35.5%, commercial burglary increased 33.9%, theft increased 9.7% and auto theft increased 3%. Theft increased during 2022 year to date, in part, due to increases in the theft of motor vehicle parts and accessories such as catalytic converters and license plates, as well as an increase in reported shoplifting cases.

Case Clearances

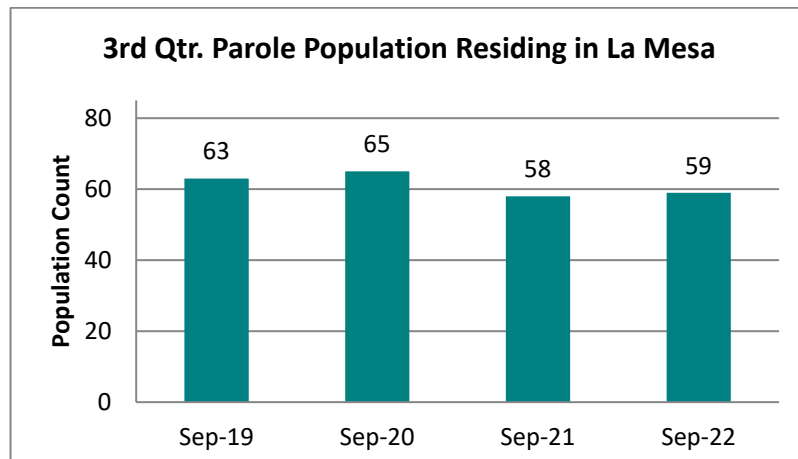
On 08/03/22, at approximately 3:45 AM, La Mesa patrol officers responded to a commercial burglary alarm at Dixieline, located at 8372 Center Street. Upon arrival, officers discovered that a lower left front window had been smashed and an interior security fence was damaged. Surveillance video provided to officers, showed the suspect entering and exiting the business. As officers were establishing a perimeter around the business, the suspect was located walking down Center Street. The suspect was taken into custody without incident and booked into jail for burglary and vandalism.

On 09/14/22, just after midnight, La Mesa patrol officers responded to a commercial burglary in progress at the Cal Coin and Jewelry Store located 9019 Park Plaza Drive. Officers discovered a hole had been cut into the wall of the business from the empty, adjacent business suite of the strip mall. Officers searched the surrounding area and located an individual walking down Fletcher Parkway with drywall in his hoodie. The suspect was arrested and booked into jail for burglary.

Supervised Persons in the City

Parolees and Probationers

Below is a graph representing the number of individuals on Parole that have resided in La Mesa over the last four years. Please note that the below graph does not include Post-Release Offenders (AB109).



Registered Sex Offenders

There are currently ninety-three (93) active sex registrants in the city. Three are out of compliance. Throughout the year, patrol officers conduct compliance checks on the registrants living in La Mesa.

Traffic Unit

Traffic Collisions

	2022				
	1st Qtr	2nd Qtr	3rd Qtr	4th Qtr	YTD
Total Traffic Collisions	78	51	60		189
Collisions Involving Injury	45	35	40		120
Total Vehicle Occupants Reporting Injury	55	50	54		159
Occupants Reporting Serious Injury	3	4	2		9
Fatality	1	0	1		2

Top Three Collision Locations

1. Baltimore Drive and Fletcher Parkway
2. 70th and University Avenue
3. El Cajon Boulevard and Baltimore Drive

Traffic Enforcement Operations 3rd Quarter

Date	Enforcement Operations	Focus	Location	Total Officers
07/04/2022	DUI Saturation Patrol	Enforcement for DUI drivers	Citywide	3
08/05/2022	Traffic Enforcement	Any Primary Collision Factor violations such as speed, red lights, stop signs	Citywide	2
08/12/2022	Traffic Enforcement	Any Primary Collision Factor violations such as speed, red lights, stop signs	Citywide	2
08/19/2022	Traffic Enforcement	Any Primary Collision Factor violations such as speed, red lights, stop signs	Citywide	1
08/20/2022	DUI Checkpoint	DUI enforcement and Education	Citywide	11
09/07/2022	Know Your Limits	DUI Education Campaign	Citywide	4
09/16/2022	Know Your Limits	DUI Education Campaign	Citywide	4
09/30/2022	Know Your Limits	DUI Education Campaign	Citywide	2

Community Engagement and Information Sharing

Social Media

Social Media Platform	Followers
Nextdoor	21,580 La Mesa Residents
Facebook	6,871
Twitter	5,282
Instagram	3,380

During the 3rd quarter, the Social Media Team shared information with the public related to driving under the influence of marijuana, the dangers of marijuana and other substance use on the adolescent brain, health impacts of vaping, and gun safety.

Events and Presentations

Crime Prevention and Outreach Services	
Neighborhood Watch Meetings	4
Community Presentations	3
Residential Security Inspections	3
Commercial Security Inspection	6

On July 6th, the La Mesa Women's Club hosted an Ice Cream Social for the La Mesa Police Department and Heartland Fire.



La Mesa Women's Club with Chief Sweeney

On July 16th, members of the Department participated in the San Diego Pride Parade.

On July 30th, La Mesa officers helped youth practice knot-tying and fly-casting at Lake Murray in partnership with the nonprofit, Cast Hope. Cast Hope seeks to provide at-risk and underserved youth in our County with outdoor experiences and enrichment through the sport of fly fishing.

On August 2nd we participated in National Night Out. We had 25 neighborhoods register to have a team visit come to their neighborhood gathering. This event is an opportunity for police officers to engage with the community and to answer questions or concerns.

On August 8th and August 25th, the Department hosted two sessions of "Chat with the Chief." These sessions were an opportunity for members of the public to meet informally with Chief Sweeney. Residents were able to ask questions, provide feedback, and engage with Police Department staff.



Officer Dreyer with residents during National Night Out.

School Resource Officer

The School Resource Officer (SRO) attended crisis de-escalation training for FTO's, crisis de-escalation training for SRO's, and the San Diego Regional School Resource Officer two-day training. The SRO has established strong working relationships with all of the Principals, with Helix' Executive Director, with the La Mesa Spring Valley School District Director of Public Safety, and with the Grossmont Union High School District Director of Public Safety.

At Helix Charter High School, the SRO:

- Coordinated with the Traffic Unit for traffic enforcement at the beginning of the school year,
- Completed threat assessments and conducted several "home visits" with students,
- Provided police services during football games,
- Worked after hours with LMPD night shift officers and simultaneously with Helix school administrators on a vague school threat.

In service to the middle and elementary schools, the SRO:

- Provided information during a "Secure Campus" incident for nearby police activity not related to the schools,
- Worked with school principals, parents, and students in regards to bullying education,
- Coordinated with the Traffic Unit for traffic enforcement at the beginning of the school year.

Staffing and Training

New Officers

The following officers completed phase training during the second quarter: Camille Mendez, Claire Baltodano, Alan Lopez.

Police Academy Graduates

There were no graduations in this quarter.

Hiring Updates

We welcomed one new lateral police officer to the Department:

- Marcus Williams joins us as a former Deputy for the San Diego Sheriff's Department.

We welcomed three new police officer recruits to the Department:

- Shaquan Matthews-Blue joins us as a former Code Compliance Officer for the Metropolitan Transit System (MTS) and started at the Police Academy in August.
- Alyson Granillo joins us as a former Police Dispatcher for the La Mesa Police Department and started at the Police Academy in August.
- Cynthia Gutierrez joins us as a former Correctional Deputy for the San Diego Sheriff's Department and started at the Police Academy in August.

Vacancies

Position	Authorized	Filled	Vacancies
Sworn Officers	70	65	5
Dispatchers	12	10	2

The Department currently has five vacancies for police officer and two vacancies for police dispatcher. Applications are being accepted for the following positions: Police Officer Lateral/Academy Graduate, Police Officer Trainee, and Police Dispatcher. Please visit the City of La Mesa's website for more information or to apply.

Promotions

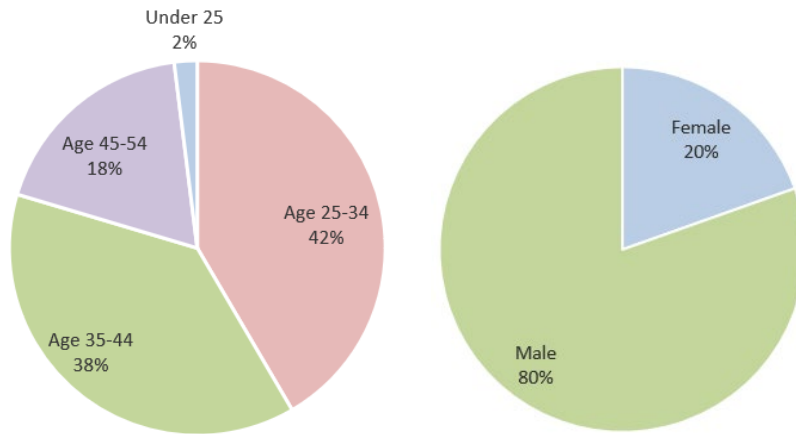
There were no promotions in this quarter.

Officer Training

In July, all sworn personnel completed Perishable Skills training in the area of Emergency Vehicle Operations in the new county Emergency Vehicle Operations Course (EVOC) facility in Otay Mesa. In August, all sworn personnel completed active shooter, domestic violence and pursuit training.

Department Demographics

Race/Ethnicity	Total Officers	Percent of Officers
Asian	1	0.9%
Black or African American	5	9.9%
Hispanic or Latino	12	15.7%
Two or more races/ethnicities	2	4.4%
White	45	69.2%
Grand Total	65	100.0%



Department Wellness

The Department remains committed to the wellness of our staff and we offer a variety of resources to our police officers and professional staff. Our Peer Support Team responded to several call-outs during the past quarter to support staff who were impacted by critical incidents. Our Facility Dog, Declan, has also been called upon to provide his unconditional love and support to those team members impacted by trauma, stress, and the often-challenging realities of first responder work. The La Mesa Police Department contracts with a local mental health clinician who is culturally competent in assisting first responders with processing life and work trauma. This clinician is an invaluable asset and helps us protect our people so they can continue to protect you.

Annual Reporting

State mandated reporting on AB 481 Military Equipment and Racial and Identity Profiling Act stop data, will be included in the end of year report.

La Mesa Police Department

Quarterly Crime Statistics - 3rd Quarter 2022

Violent Crime

	2021				2022			2022	2021	YTD
	1st Qtr	2nd Qtr	3rd Qtr	4th Qtr	1st Qtr	2nd Qtr	3rd Qtr	YTD	YTD	% Change
Homicide	0	1	1	0	0	0	1	1	2	-50.0%
Cleared	0	0	1	0	0	0	0	0	1	-100.0%
Rape	4	2	5	3	2	5	2	9	11	-18.2%
Cleared	1	0	1	0	1	0	0	1	2	-50.0%
Robbery	10	9	14	12	8	11	20	39	33	18.2%
Cleared	2	6	4	5	5	3	13	21	12	75.0%
Aggravated Assault	44	20	24	26	23	27	33	83	88	-5.7%
Cleared	19	9	8	13	9	8	16	33	36	-8.3%

Property Crime

	2021				2022			2022	2021	YTD
	1st Qtr	2nd Qtr	3rd Qtr	4th Qtr	1st Qtr	2nd Qtr	3rd Qtr	YTD	YTD	% Change
Residential	26	29	21	21	11	23	15	49	76	-35.5%
Commercial	17	19	20	22	18	26	31	75	56	33.9%
Burglary Total	43	48	41	43	29	49	46	124	132	-6.1%
Cleared	4	6	4	4	3	4	8	15	14	7.1%
Car Prowl (Included in Theft)	66	41	47	57	61	43	46	150	154	-2.6%
Theft > \$400	100	97	116	94	116	95	114	325	313	3.8%
Theft \$400 or less	103	83	100	76	120	116	96	332	286	16.1%
Theft Total	203	180	216	170	236	211	210	657	599	9.7%
Cleared	13	20	19	9	16	17	16	49	52	-5.8%
Auto Theft	35	52	46	53	56	38	43	137	133	3.0%
Cleared	1	1	6	3	2	1	0	3	8	-62.5%

Totals

	2021				2022			2022	2021	YTD
	1st Qtr	2nd Qtr	3rd Qtr	4th Qtr	1st Qtr	2nd Qtr	3rd Qtr	YTD	YTD	% Change
Total Violent	58	32	44	41	33	43	56	132	134	-1.5%
Cleared*	37.9%	46.9%	31.8%	43.9%	45.5%	25.6%	51.8%	41.7%	38.1%	9.5%
Total Property	281	280	303	266	321	298	299	918	864	6.3%
Cleared*	6.4%	9.6%	9.6%	6.0%	6.5%	7.4%	8.0%	7.3%	8.6%	-14.8%
FBI Index	339	312	347	307	354	341	355	1050	998	5.2%
Cleared*	11.8%	13.5%	12.4%	11.1%	10.2%	9.7%	14.9%	11.6%	12.5%	-7.2%

Violent Rate per 1000 Pop.

Property Rate per 1000 Pop.

Index Rate per 1000 Pop.

2.9/K	3.0/K
20.4/K	19.2/K
23.3/K	22.2/K

La Mesa Police Department

Robbery and Theft - 3rd Quarter 2022

Robbery

	2021				2022			2022	2021	YTD
	1st Qtr	2nd Qtr	3rd Qtr	4th Qtr	1st Qtr	2nd Qtr	3rd Qtr	YTD	YTD	% Change
Street/Highway	6	5	2	4	1	2	6	9	13	-30.8%
Commercial	2	4	7	3	3	4	10	17	13	30.8%
Gas or Service Station	0	0	0	1	0	1	0	1	0	N/C
Chain Store	2	0	3	4	0	1	2	3	5	-40.0%
Residential	0	0	2	0	0	0	0	0	2	-100.0%
Bank	0	0	0	0	4	0	0	4	0	N/C
Miscellaneous	0	0	0	0	0	3	2	5	0	N/C
Robbery Total	10	9	14	12	8	11	20	39	33	18.2%
Cleared	2	6	4	5	5	3	13	21	12	75.0%
YTD Clearance Rate	54%									

Theft

	2021				2022			2022	2021	YTD
	1st Qtr	2nd Qtr	3rd Qtr	4th Qtr	1st Qtr	2nd Qtr	3rd Qtr	YTD	YTD	% Change
Pocket-Picking	0	0	0	0	0	0	0	0	0	N/C
Purse Snatching	2	1	0	1	2	1	1	4	3	33.3%
Shoplifting	29	32	52	17	33	36	35	104	113	-8.0%
From Motor Vehicles	108	68	76	76	98	86	76	260	252	3.2%
Motor Vehicle Parts & Acc.	21	34	46	23	46	34	54	134	101	32.7%
Bicycles	6	7	4	6	5	10	7	22	17	29.4%
From Buildings	20	26	25	30	30	27	20	77	71	8.5%
From Coin Operated Mach.	0	0	0	0	0	0	0	0	0	N/C
All Others	17	12	13	17	22	17	17	56	42	33.3%
Theft Total	203	180	216	170	236	211	210	657	599	9.7%
Cleared	13	20	19	10	16	17	16	49	52	-5.8%
YTD Clearance Rate	7%									

La Mesa Police Department

Patrol Statistics - 3rd Quarter 2022

	2021				2022			2022	2021	YTD
	1st Qtr	2nd Qtr	3rd Qtr	4th Qtr	1st Qtr	2nd Qtr	3rd Qtr	YTD	YTD	% Change
Primary	5336	5756	6124	5631	5428	4770	4658	14856	17216	-13.7%
Officer Initiated	1678	1506	1630	1493	1627	1164	1128	3919	4814	-18.6%
Reports Taken	1054	1035	1106	874	1252	1193	1296	3741	3195	17.1%
Arrests Made	241	224	245	235	256	269	283	808	710	13.8%
5150 Detentions	130	132	134	112	96	99	82	277	396	-30.1%
Citations	347	248	346	392	390	214	157	761	941	-19.1%
Parking/ Muni Code Citations	149	156	112	108	103	75	77	255	417	-38.8%
Field Interviews	110	106	99	94	147	137	128	412	315	30.8%

La Mesa Police Department

Additional Detailed Statistics - 3rd Quarter 2022

Robbery Clearances

Robbery Location Type	Year to Date Totals		
	2022	Solved	% Solved
Street/Highway	9	3	33.3%
Commercial	17	11	64.7%
Gas or Service Station	1	0	0.0%
Chain Store	3	3	100.0%
Residential	0	0	N/C
Bank	4	3	75.0%
Miscellaneous	5	1	20.0%
Total	39	21	53.8%

Incidents of Special Study and County Interest

	2021				2022			2022	2021	YTD
	1st Qtr	2nd Qtr	3rd Qtr	4th Qtr	1st Qtr	2nd Qtr	3rd Qtr	YTD	YTD	% Change
Ghost Gun(s) Recovered Incident	0	0	3	0	1	0	0	1	3	-66.7%
Fentanyl Related Incident	3	5	6	2	6	7	5	18	14	28.6%
Naloxone Used Incident	2	6	3	3	6	2	2	8	11	0.0%
Reported Hate Crimes	3	2	1	0	0	0	0	0	6	-100.0%

A single incident may be reflected in each applicable category, dependent on incident circumstances.

Details of Hate Crimes Reported to Law Enforcement

Crimes by Bias Motivation	2021				2022			2022	2021	YTD
	1st Qtr	2nd Qtr	3rd Qtr	4th Qtr	1st Qtr	2nd Qtr	3rd Qtr	YTD	YTD	% Change
Anti-Asian	0	1	0	0	0	0	0	0	1	-100.0%
Anti-Black or African American	2	1	1	0	0	0	0	0	4	-100.0%
Anti-Lesbian	1	0	0	0	0	0	0	0	1	-100.0%
Crimes by Offensive Act										
Damage to Vehicle	1	2	0	0	0	0	0	0	3	-100.0%
Threatening Letters/Flyers/Emails	1	0	0	0	0	0	0	0	1	-100.0%
Verbal Slurs	0	0	1	0	0	0	0	0	1	-100.0%
Other	1	0	0	0	0	0	0	0	1	-100.0%

Each reported hate crime is listed twice, once under the relevant bias motivation and again under the category of offensive act.

Data are only available for incidents reported to the La Mesa Police Department.

La Mesa Police Department

Communications - 3rd Quarter 2022

	2021				2022			2022	2021	YTD
	1st Qtr	2nd Qtr	3rd Qtr	4th Qtr	1st Qtr	2nd Qtr	3rd Qtr	YTD	YTD	% Change
9-1-1	6765	7540	7714	7610	7106	7024	7459	21589	22019	-2.0%
9-1-1 Answer Time ¹	99%	100%	100%	100%	100%	99%	100%	100%	100%	N/A
Total Calls For Service²	13637	14539	15404	14454	13828	13840	14439	42107	43580	-3.4%
Source:										
9-1-1	6070	6696	6882	6842	6250	6234	6665	19149	19648	-2.5%
Text 9-1-1 ⁴	33	7	8	6	5	10	10	25	48	-47.9%
Non-Emergency	5571	6053	6614	5912	5342	5656	5870	16868	18238	-7.5%
Officer Initiated	1860	1663	1780	1604	2060	1709	1583	5352	5303	0.9%
Walk Ins ³	134	120	120	91	171	231	311	713	374	90.6%
HOME ⁵	187	355	134	81	617	657	549	1823	676	169.7%

¹ 9-1-1 Answer Time indicates the average percentage of 9-1-1 calls answered by the State Ringtime Standard. The State Ringtime Standard is 95% answered within 15 seconds.

² Calls for Service include all calls that generate agency response and officer initiated contact including, assisting citizens, traffic stops, pedestrian stops, front counter contacts, extra patrol, etc.

³ Due to the COVID-19 Pandemic, the lobby of the police station was closed in March of 2020. The lobby was reopened with limited access in October of 2020.

⁴ Capacity to accept texts via 9-1-1 began January 2021.

⁵ The Homeless Outreach and Mobile Engagement (HOME) is an initiative of the City of La Mesa, in collaboration with the La Mesa Police Department. The HOME program was officially relaunched on November 1, 2021 when City outreach workers became the sole service providers. As part of the relaunch, LMPD Dispatchers now route the HOME team as primary responders to non-emergency calls for service that do not require a police presence.