

LA MESA POLICE DEPARTMENT

Quarterly Report

4th Quarter 2023



Ray Sweeney, Chief of Police

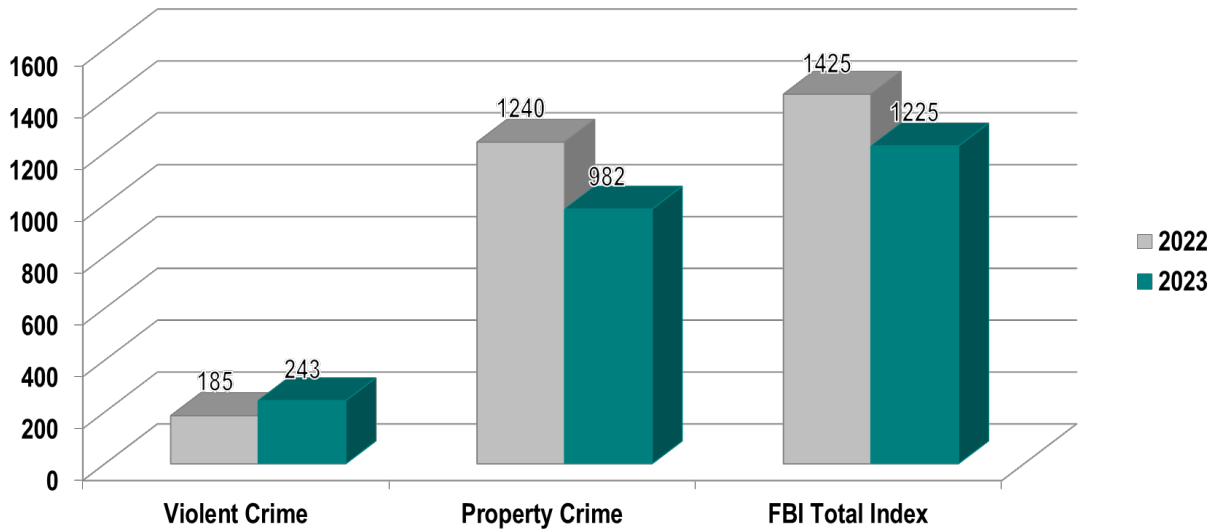


Prepared by Crime Analysis

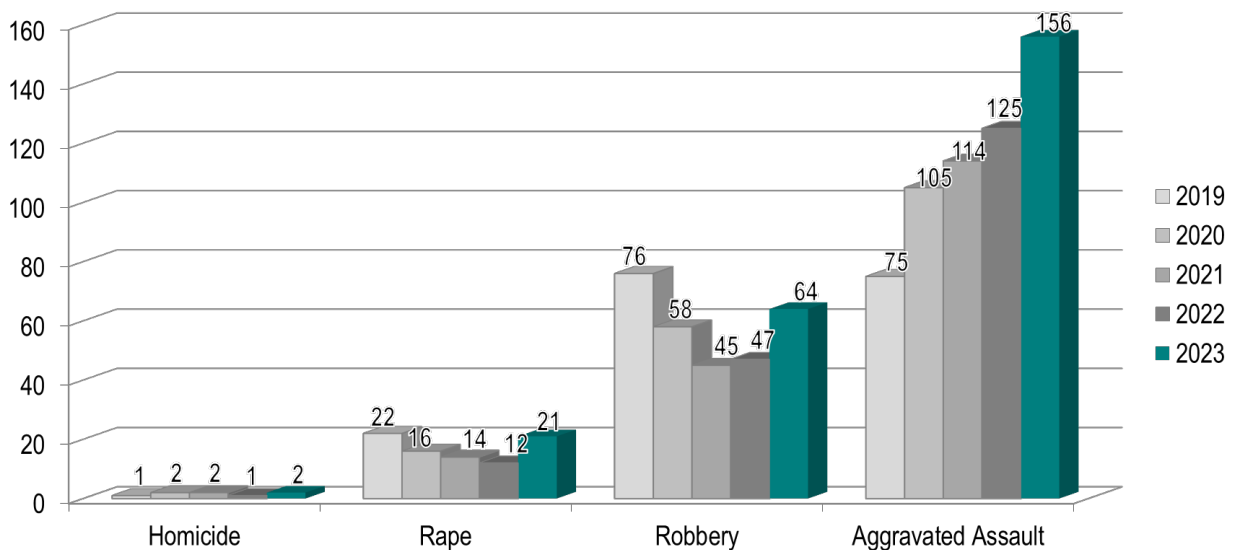
Crime Trends and Statistics

The 4th quarter of 2023 concluded with 20.6 crimes per thousand residents compared to 23.8 crimes per thousand in the 4th quarter of 2022, which represents a 14% decrease in the number of crimes. During this period violent crime increased 31.4% and property crime decreased 20.8%.

FBI Part 1 Crimes, 4th Quarter Year to Date



Historical Violent Crime Comparison, 4th Quarter Year to Date



While incidents of homicide remained relatively the same compared to last year, incidents of rape, robbery and aggravated assault increased. All rapes reported in the 4th Quarter

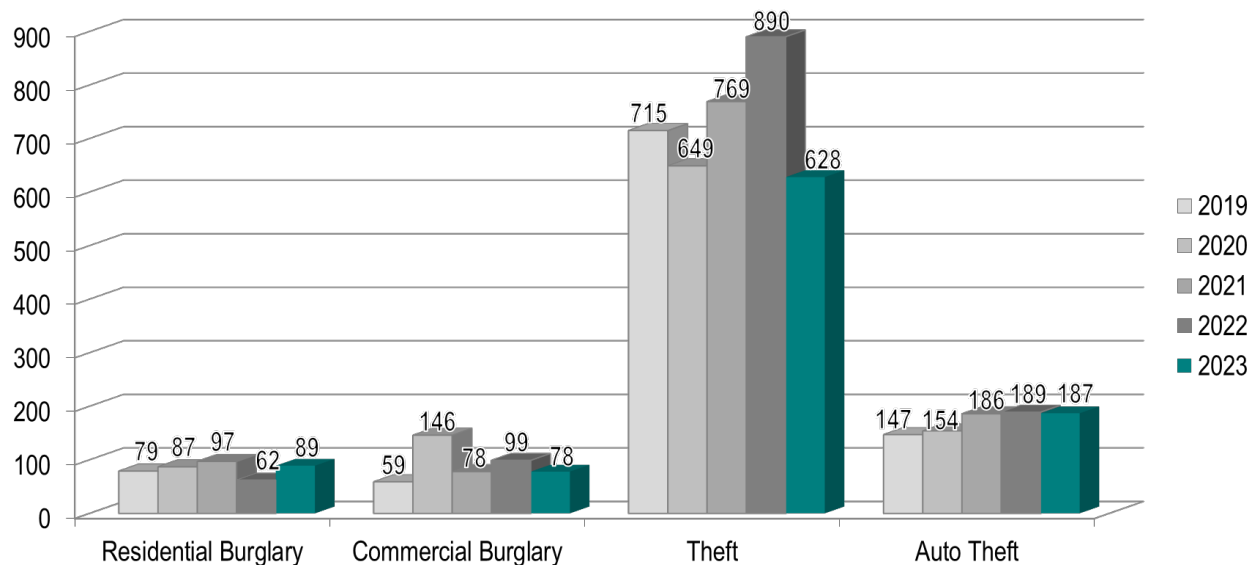
of 2023 were committed by an individual known to the victim. Fifty-six (56) percent of aggravated assaults were domestic violence related during the 4th quarter of 2023. Overall, the total number of robberies committed in 2023 year-to-date increased 36.2% compared to 2022. Forty (40) percent of all robberies were closed by arrest year-to-date in 2023.

Case Clearances

In December 2023 there was a series of robberies at gas stations and liquor stores across the County. Over the course of a single night during this series, the suspects targeted 11 stores in La Mesa, Santee, San Diego, Spring Valley, Lakeside and Escondido. Through the collaboration of the law enforcement community, the suspects were identified and arrested. In total they were responsible for over 25 cases in San Diego County. Three La Mesa businesses were targeted in this series. Prosecution of this case is ongoing.

On November 17, 2023, a victim was robbed at gunpoint in the 6800 block of Century Street in La Mesa. The victim arranged to purchase a PlayStation 5 (PS5) from an individual selling the gaming console on Facebook Marketplace. When the victim met with the seller, the seller produced a handgun and demanded money from the victim. After the victim complied, the suspect fled on foot. La Mesa Police Detectives were able to identify the suspect, a 16-year-old resident of Poway, and learned he was arrested in San Diego a week after the robbery and a firearm was recovered during that arrest. Detectives submitted additional charges on the juvenile to the Juvenile District Attorney. Prosecution of this case is ongoing.

Historical Property Crime Comparison, 4th Quarter Year to Date



Compared to the previous year, residential burglary increased 43.5%, commercial burglary decreased 21.2%, theft decreased 29.4%, and auto theft decreased 1.1%.

Case Clearances

On December 2, 2023, a residential burglary occurred in the 7400 block of Eastridge Drive while the residents were at home. Credit cards stolen during the burglary were subsequently used at numerous businesses in San Diego County. Through review of surveillance footage provided by neighbors, and businesses where the suspect made fraudulent purchases, investigators were able to identify the license plate of the vehicle associated with the burglary. Two subjects were identified; it was determined that they were residents of Lake Elsinore, California. Additional related cases that had occurred in San Diego and La Mesa were identified through investigative leads. One of the two suspects was contacted by law enforcement within the County and the La Mesa Detective was notified. The suspect was transported to La Mesa Police station for questioning and subsequently arrested for three cases of burglary and auto theft. He was booked into Central Jail. Other local agencies have since booked the suspect with charges related to additional cases. Recovered stolen property has been returned to victims in La Mesa as well as in Riverside County.

During the months of November and December, a wanted subject was breaking into vacant residences at the District Apartments, located at 8728 Fletcher Parkway. The subject was wanted for burglary and identity theft related charges and was aware that he had a felony arrest warrant. On two previous occasions, the subject fled from La Mesa Police Officers, evading arrest by jumping out a second story window of an apartment he had broken into. On Monday, December 11, 2023, a manager of the apartment complex at 8515 Chloe Avenue called to report a subject inside a vacant unit at the complex. La Mesa Police Officers responded, established a perimeter to prevent the subject from evading arrest, and attempted to call the subject outside. The subject refused to exit the apartment and indicated that he would respond with violence if officers tried to arrest him. The Special Response Team was activated, along with Crisis Negotiators, and a 4-hour stand-off ensued. The subject was ultimately taken into custody and arrested for his felony warrant and additional charges related to the La Mesa burglary cases and felony resisting a peace officer. No injuries were sustained by the involved officers or the subject.

Supervised Persons in the City

Registered Sex Offenders

There are currently ninety-nine (99) active sex registrants in the city, seven (7) of whom are transient individuals. Throughout the year, patrol officers conduct compliance checks on the registrants living in La Mesa. Two (2) registrants were out of compliance during the 4th Quarter of 2023, meaning they have not completed their annual or monthly check-in and residency verification as required.

Traffic Unit

Traffic Collisions

	2023				
	1st Qtr	2nd Qtr	3rd Qtr	4th Qtr	YTD
Total Traffic Collisions	102	71	85	62	320
Collisions Involving Injury	63	39	56	35	193
Total Vehicle Occupants Reporting Injury	78	52	69	35	234
Occupants Reporting Serious Injury	4	1	2	3	10
Fatality	0	0	0	1	1

Top Three Collision Locations

1. Fletcher and Grossmont Center Drive
2. Baltimore and Fletcher Parkway
3. Baltimore and El Cajon Boulevard

Traffic Enforcement Operations 4th Quarter

Date	Enforcement Operations	Focus	Location	Total Officers
11/29/2023	Traffic Enforcement	Speed	Citywide	2
12/16/2023	DUI Enforcement	DUI	Citywide	3
12/22/2023	DUI Checkpoint	DUI	Citywide	11
12/22/2023	DUI Enforcement	DUI	Citywide	2
12/29/2023	DUI Enforcement	DUI	Citywide	2

Community Engagement and Information Sharing

Social Media

Social Media Platform	Followers
Nextdoor	23,858 La Mesa Residents
Facebook	7,857
X (formerly Twitter)	5,634
Instagram	3,773

During the 4th quarter, the Social Media Team shared information with the public related to Halloween and holiday season safety, including residential security measures and seasonal scams.

School Resource Officer

The School Resource Officers selection process occurred during this quarter. The first officer will begin their new assignment in Q1 of 2024.


Events and Presentations

Crime Prevention and Outreach Services	
Neighborhood Watch Meetings	3
Community Presentations	3
Residential Security Inspections	2
Commercial Security Inspection	2

On October 4th, the La Mesa Police Department hosted Coffee with a Cop at Brew Coffee Spot for National Coffee with a Cop Day. The Department looks forward to these quarterly gatherings with the community to address concerns and engage in dialog.

On October 5th, the La Mesa Chamber of Commerce honored men and women from police, fire, and EMS that serve our community at the 15th Annual Salute to Local Heroes event. Detective Jamie Roberts, Officer Hannah Rost, Downtown Operations Assistant Slawomir Stojanowski, and Retired Senior Volunteer Clarke Stillwagen were the 2023 honorees.

During the 4th quarter, the Department hosted the 2023 Citizen's Academy. La Mesa Police Department's Citizens' Academy is a free six-week program, where attendees participate in discussions about patrol procedures, traffic investigations, community policing and many other topics. The Department hosted 15 attendees during the academy.



Officer Ohlendorf presents on patrol operations during the 2023 Citizen's Academy.

On October 28th, La Mesa Police, in partnership with the DEA, hosted a Drug Take Back day in the parking lot of the station. This recurring event helps La Mesa residents dispose of unused and expired medication safely.

Every year on the first Saturday in December, La Mesa Police Department volunteers with law enforcement agencies countywide to take local underprivileged kids on a holiday shopping trip for free. Nominated by their schools, the kids are taken to Sea World for breakfast and then to Target where they are given a \$200 gift certificate to shop for the holidays. The 28th annual Shop with a Cop event was held December 3rd and sponsored 300 kids from across the County. The region's law enforcement agencies raise money for the event by holding sporting events, barbeques, and raffles throughout the year.



Lieutenant Conlon and Sergeant Patrick were excited to support local youth at the 2023 Shop with a Cop event.

On December 14th, the Department hosted a Hate Crime Forum in collaboration with the San Diego District Attorney's Office. Staff shared information and answered questions regarding hate crimes and hate incidents with residents and community partners.

Staffing and Training

New Officers

Officer Miguel Zarate and Officer Ashley Ufers completed their field training this quarter.

Police Academy Graduates

Police Officer Trainee Chris Hutson started the Police Academy on December 12th, 2024. He is scheduled to graduate in June 2024.

Hiring Updates

Lateral Police Officer Mikhael Mikhael was hired during the 4rd Quarter and began his Field Training in December.

Vacancies

Position	Authorized	Filled	Vacancies
Sworn Officers	70	67	3
Dispatchers	12	11	1
Community Service Officers	4	4	0

The Department currently has three vacancies for police officer and one vacancy for police dispatcher. Applications are being accepted for the following positions: Police Officer Lateral/Academy Graduate, Police Officer Trainee, and Police Dispatcher. Please visit the City of La Mesa's website for more information or to apply.

Promotions

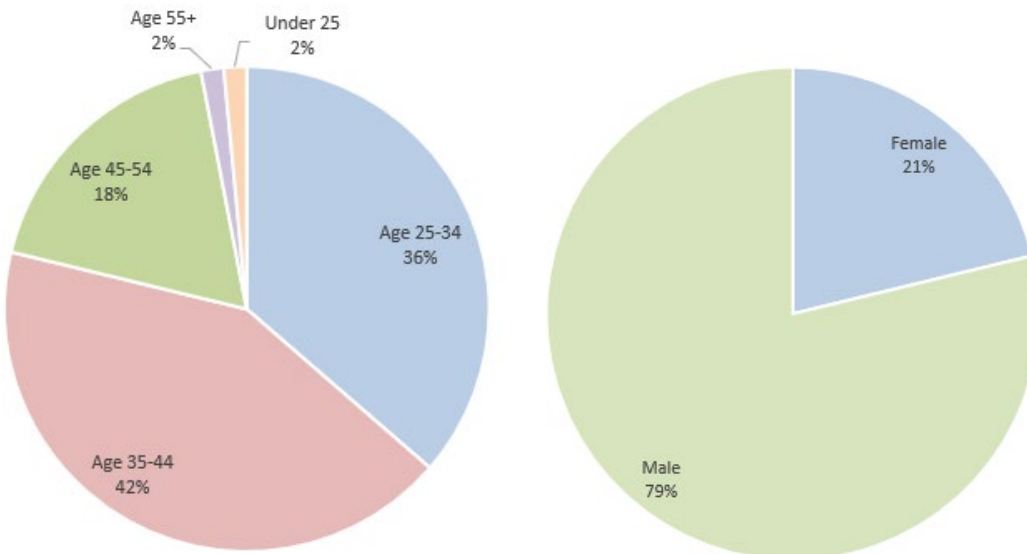
No promotions during the fourth quarter.

Officer Training

During the 4th quarter, all sworn personnel completed scenario based Mobile Field Force training and firearms qualifications, which also included Less Lethal Training.

Department Demographics

Race/Ethnicity	Total Officers	Percent of Officers
Asian	1	1.5%
Black or African American	4	6.1%
Hispanic or Latino	16	24.2%
White	45	68.2%
Grand Total	66	100.0%



Department Wellness

The Department remains committed to the wellness of our staff and we offer a variety of resources to our police officers and professional staff. Our Peer Support Team responded to several call-outs during the past quarter to support staff who were impacted by critical incidents. Our Facility Dog, Declan, has also been called upon to provide his unconditional love and support to those team members impacted by trauma, stress, and the often-challenging realities of first responder work. The La Mesa Police Department contracts with a local mental health clinician who is culturally competent in assisting first responders

with processing life and work trauma. This clinician is an invaluable asset and helps us protect our people so they can continue to protect you.

Racial and Identity Profiling Act (RIPA) Reporting

The Racial and Identity Profiling Act of 2015 prohibits racial and identity profiling by law enforcement, and requires all agencies to annually report vehicle and pedestrian stop information, as well as citizen complaints of profiling, to the California Attorney General's Office. The La Mesa Police Department began collecting stop information in 2022 in compliance with the legislation. Data for 2022 was reported to the Department of Justice at the beginning of the 2nd Quarter of 2023 and data for 2023 will be reported to DOJ during the 2nd Quarter of 2024. The latest report from the California RIPA Board can be found on the California Attorney General's website by following the link: <https://oag.ca.gov/ab953/board/reports>

California Incident Based Reporting

Historically, the La Mesa Police Department has reported crime statistics using the Uniform Crime Reporting (UCR) Summary Statistics program with the FBI. California and the nation have now transitioned to new standardized reporting systems: the California Incident Based Reporting System (CIBRS) and the National Incident Based Reporting System (NIBRS). These new systems allow for robust reporting of fifty-two offense types, an increase from 8 offense types under UCR. Reported data includes case detail information to more accurately analyze crime trends state-wide and nationally. The La Mesa Police Department will begin reporting quarterly crime statistics to the public in CIBRS format beginning in the 1st quarter of 2024. UCR statistics will continue to be published for historical comparison.

La Mesa Police Department

Quarterly Crime Statistics - 4th Quarter 2023

Violent Crime

	2022				2023				2023	2022	YTD
	1st Qtr	2nd Qtr	3rd Qtr	4th Qtr	1st Qtr	2nd Qtr	3rd Qtr	4th Qtr	YTD	YTD	% Change
Homicide	0	0	1	0	0	0	2	0	2	1	100.0%
Cleared	0	0	0	1	0	0	2	0	2	1	100.0%
Rape	2	5	2	3	3	3	9	6	21	12	75.0%
Cleared	1	0	0	0	0	0	0	0	0	1	-100.0%
Robbery	8	11	20	8	18	10	12	24	64	47	36.2%
Cleared	5	3	13	4	10	7	7	11	35	25	40.0%
Aggravated Assault	23	27	33	42	36	45	39	36	156	125	24.8%
Cleared	9	8	16	20	21	24	18	23	86	53	62.3%

Property Crime

	2022				2023				2023	2022	YTD
	1st Qtr	2nd Qtr	3rd Qtr	4th Qtr	1st Qtr	2nd Qtr	3rd Qtr	4th Qtr	YTD	YTD	% Change
Residential	11	23	15	13	22	22	20	25	89	62	43.5%
Commercial	18	26	31	24	22	27	16	13	78	99	-21.2%
Burglary Total	29	49	46	37	44	49	36	38	167	161	3.7%
Cleared	3	4	8	3	7	17	14	7	45	18	150.0%
Car Prowl (Included in Theft)	61	43	46	58	47	48	36	52	183	208	-12.0%
Theft > \$400	116	95	114	116	79	98	68	73	318	441	-27.9%
Theft \$400 or less	120	116	96	117	107	82	56	65	310	449	-31.0%
Theft Total	236	211	210	233	186	180	124	138	628	890	-29.4%
Cleared	16	17	16	22	42	25	16	9	92	71	29.6%
Auto Theft	56	38	43	52	46	39	57	45	187	189	-1.1%
Cleared	2	1	0	5	4	0	6	3	13	8	62.5%

Totals

	2022				2023				2023	2022	YTD
	1st Qtr	2nd Qtr	3rd Qtr	4th Qtr	1st Qtr	2nd Qtr	3rd Qtr	4th Qtr	YTD	YTD	% Change
Total Violent	33	43	56	53	57	58	62	66	243	185	31.4%
Cleared*	45.5%	25.6%	51.8%	47.2%	54.4%	53.4%	43.5%	51.5%	50.6%	43.2%	17.1%
Total Property	321	298	299	322	276	268	217	221	982	1240	-20.8%
Cleared*	6.5%	7.4%	8.0%	9.3%	19.2%	15.7%	16.6%	8.6%	15.3%	7.8%	95.3%
FBI Index	354	341	355	375	333	326	279	287	1225	1425	-14.0%
Cleared*	10.2%	9.7%	14.9%	14.7%	25.2%	22.4%	22.6%	18.5%	22.3%	12.4%	79.4%

Violent Rate per 1000 Pop.

Property Rate per 1000 Pop.

Index Rate per 1000 Pop.

4.1/K	3.1/K
16.5/K	20.7/K
20.6/K	23.8/K

La Mesa Police Department

Robbery and Theft - 4th Quarter 2023

Robbery

	2022				2023				2023	2022	YTD
	1st Qtr	2nd Qtr	3rd Qtr	4th Qtr	1st Qtr	2nd Qtr	3rd Qtr	4th Qtr	YTD	YTD	% Change
Street/Highway	1	2	6	2	6	5	3	4	18	11	63.6%
Commercial	3	4	10	3	9	4	6	11	30	20	50.0%
Gas or Service Station	0	1	0	0	0	0	0	0	0	1	-100.0%
Chain Store	0	1	2	1	1	0	1	6	8	4	100.0%
Residential	0	0	0	1	1	1	1	-1	2	1	100.0%
Bank	4	0	0	0	0	0	0	0	0	4	-100.0%
Miscellaneous	0	3	2	1	1	0	1	4	6	6	0.0%
Robbery Total	8	11	20	8	18	10	12	24	64	47	36.2%
Cleared	5	3	13	4	10	7	7	11	35	25	40.0%
YTD Clearance Rate	55%										

Theft

	2022				2023				2023	2022	YTD
	1st Qtr	2nd Qtr	3rd Qtr	4th Qtr	1st Qtr	2nd Qtr	3rd Qtr	4th Qtr	YTD	YTD	% Change
Pocket-Picking	0	0	0	0	0	0	0	0	0	0	N/C
Purse Snatching	2	1	1	1	0	0	1	0	1	5	-80.0%
Shoplifting	33	36	35	40	47	34	23	24	128	144	-11.1%
From Motor Vehicles	98	86	76	76	66	72	44	60	242	336	-28.0%
Motor Vehicle Parts & Acc.	46	34	54	53	29	29	17	25	100	187	-46.5%
Bicycles	5	10	7	10	5	9	4	5	23	32	-28.1%
From Buildings	30	27	20	34	29	24	20	19	92	111	-17.1%
From Coin Operated Mach.	0	0	0	0	0	0	0	0	0	0	N/C
All Others	22	17	17	19	10	12	15	5	42	75	-44.0%
Theft Total	236	211	210	233	186	180	124	138	628	890	-29.4%
Cleared	16	17	16	22	42	25	16	9	92	71	29.6%
YTD Clearance Rate	15%										

La Mesa Police Department

Patrol Statistics - 4th Quarter 2023

	2022				2023				2023	2022	YTD
	1st Qtr	2nd Qtr	3rd Qtr	4th Qtr	1st Qtr	2nd Qtr	3rd Qtr	4th Qtr	YTD	YTD	% Change
Primary	5428	4770	4658	4562	4405	4986	5227	4682	19300	19418	-0.6%
Officer Initiated	1627	1164	1128	1557	2128	2040	2410	1894	8472	5476	54.7%
Reports Taken	1252	1193	1296	1426	1361	1260	1343	1222	5186	5167	0.4%
Arrests Made	256	269	283	309	380	404	341	323	1448	1117	29.6%
5150 Detentions	96	99	82	69	89	83	106	78	356	346	2.9%
Citations	390	214	157	194	398	492	707	347	1944	955	103.6%
Parking/ Muni Code Citations	103	75	77	71	119	138	134	115	506	326	55.2%
Field Interviews	147	137	128	251	228	225	143	127	723	663	9.0%

La Mesa Police Department

Additional Detailed Statistics - 4th Quarter 2023

Robbery Clearances

Robbery Location Type	Year to Date Totals		
	2023	Cleared	% Solved
Street/Highway	18	7	38.9%
Commercial	30	21	70.0%
Gas or Service Station	0	0	N/C
Chain Store	8	4	50.0%
Residential	2	1	50.0%
Bank	0	0	N/C
Miscellaneous	6	2	33.3%
Total	64	35	54.7%

Incidents of Special Study and County Interest

	2022				2023				2023	2022	YTD
	1st Qtr	2nd Qtr	3rd Qtr	4th Qtr	1st Qtr	2nd Qtr	3rd Qtr	4th Qtr	YTD	YTD	% Change
Ghost Gun(s) Recovered Incident	1	0	0	1	0	1	0	1	2	2	0.0%
Fentanyl Related Incident	6	7	5	8	3	1	2	5	11	26	-57.7%
Naloxone Used Incident	6	2	2	2	5	0	2	3	10	12	-16.7%
Reported Hate Crimes	0	0	0	0	0	0	0	0	0	0	N/C

A single incident may be reflected in each applicable category, dependent on incident circumstances.

Details of Hate Crimes Reported to Law Enforcement

Crimes by Bias Motivation	2022				2023				2023	2022	YTD
	1st Qtr	2nd Qtr	3rd Qtr	4th Qtr	1st Qtr	2nd Qtr	3rd Qtr	4th Qtr	YTD	YTD	% Change
Race	0	0	0	0	0	0	0	0	0	0	N/C
Religion*	0	0	0	0	0	0	0	0	0	0	N/C
Sexual Orientation	0	0	0	0	0	0	0	0	0	0	N/C
Gender	0	0	0	0	0	0	0	0	0	0	N/C
Citizenship	0	0	0	0	0	0	0	0	0	0	N/C
None/Unknown Bias	0	0	0	0	0	0	0	0	0	0	N/C

*During the 2nd and 3rd quarters of 2023, there were a total of three reported incidents of flyers containing antisemitic messages distributed on La Mesa streets. No crimes were committed and, thus, not reflected above, but the incidents were documented and investigated. There were no incidents in the 4th quarter.

Crimes by Offensive Act	2022				2023				2023	2022	YTD
	1st Qtr	2nd Qtr	3rd Qtr	4th Qtr	1st Qtr	2nd Qtr	3rd Qtr	4th Qtr	YTD	YTD	% Change
Communications	0	0	0	0	0	0	0	0	0	0	N/C
Violence	0	0	0	0	0	0	0	0	0	0	N/C
Vandalism	0	0	0	0	0	0	0	0	0	0	N/C
Other	0	0	0	0	0	0	0	0	0	0	N/C
Unknown	0	0	0	0	0	0	0	0	0	0	N/C

Each reported hate crime is listed twice, once under the relevant bias motivation and again under the category of offensive act.

Data are only available for incidents reported to the La Mesa Police Department.

There are 37 reportable bias motivations and 14 reportable offensive acts. To facilitate a more readable data table, only the bias motivations and offensive acts for reported hate crimes will be broken down under each category.

N/C: Not Calculable

La Mesa Police Department

Communications - 4th Quarter 2023

	2022				2023				2023	2022	YTD
	1st Qtr	2nd Qtr	3rd Qtr	4th Qtr	1st Qtr	2nd Qtr	3rd Qtr	4th Qtr	YTD	YTD	% Change
9-1-1	7106	7024	7459	7164	6899	7338	7038	6970	28245	28753	-1.8%
9-1-1 Answer Time ¹	100%	99%	100%	100%	98%	98%	99%	99%	99%	100%	N/A
Total Calls For Service ²	13828	13840	14439	14163	14319	14548	14935	13604	57406	56270	2.0%
Source:											
9-1-1	6250	6234	6665	6342	6251	6476	6379	6242	25348	25491	-0.6%
Text 9-1-1 ³	5	10	10	12	18	16	28	9	71	37	91.9%
Non-Emergency	5342	5656	5870	5458	5202	5367	5438	4819	20826	22326	-6.7%
Officer Initiated	2060	1709	1583	2112	2627	2458	2826	2271	10182	7464	36.4%
Walk Ins	171	231	311	239	238	231	264	263	996	952	4.6%
HOME ⁴	617	657	549	417	435	384	447	391	1657	2240	-26.0%

¹ 9-1-1 Answer Time indicates the average percentage of 9-1-1 calls answered by the State Ringtime Standard. Beginning 03/01/23, the State Ringtime Standard is 90% within 15 seconds, and 95% within 20 seconds.

² Calls for Service include all calls that generate agency response and officer initiated contact including, assisting citizens, traffic stops, pedestrian stops, front counter contacts, extra patrol, etc.

³ Capacity to accept texts via 9-1-1 began January 2021.

⁴ The Homeless Outreach and Mobile Engagement (HOME) is an initiative of the City of La Mesa, in collaboration with the La Mesa Police Department. LMPD Dispatchers route the HOME team (City outreach workers) as primary responders to non-emergency calls for service that do not require a police presence.